

Technical Bulletin

Model
911C2/C4

Group
6

Subject: Spoiler Drive Cable Cap

Part Identifier
6672

Number
9103

ATTENTION: Service Manager/Service Technician

Models Affected: *911 Carrera 2 and 911 Carrera 4
Model Year 89 (K) and 90 (L)*

Concern: Water enters rear spoiler motor through spoiler drive cable cap (Figure 1).




Figure 1

Vehicle Information: A modified cap (different material) is installed from production date: June 5, 1990.

VIN: 96 _ LS 45 2085 - Coupe
96 _ LS 46 0725 - Targa
96 _ LS 47 2058 - Cabriolet

The cap should be replaced on all 89 (K) and 90 (L) model year vehicles up to the above VIN when the vehicle is in the workshop for normal service or other repairs.

Work Procedure:

Open engine lid and pull off drive cap.

Pry off tensioning ring with small screwdriver (Figure 2).




Figure 2

PORSCHE CARS NORTH AMERICA - INC.



Technical Bulletin

Model
911C2/C4

Group
6

Subject: Spoiler Drive Cable Cap

Part Identifier
6672

Number
9103

Work Procedure (continued): Pull out drive cable, remove tensioning ring and cap.
Install tensioning ring and new cap on cable.
Guide drive cable into spoiler motor, push in tensioning ring and install new cap over tensioning ring.
Mark drive cable with grey or white tape as shown in Figure 3. Close engine lid.




Figure 3

Parts Information: Drive cable cap Part Number 964 624 122 00
Warranty Information: Damage code: 66 72 10 000 1
Labor operation: 66 72 19 0A
Time units: 20

PORSCHE CARS NORTH AMERICA, INC.

